

SOCIAL GUIDE


A VISIT TO GARINISH ISLAND

We are going on a visit to Garinish Island. It is a beautiful Island with gardens.



In this story we will learn about how to get to Garnish Island, what to see when we get there and meet some of the people who work there.

We will park our car in the car park.



We will buy tickets for the boat at an office like this.



We will walk down to the boats.



We will go to Garinish Island on a boat like these.




We will see seals on rocks on the way to Island.



This is where we get off the boat on the island.



We will stay 2 metres away from other people.




Before we go into the ticket office we will sanitise our hands.



Then we go into a small office with a desk. The person at the desk is there to help us and give us our tickets. They will answer any questions we may have and point us towards the Gardens.



We will look at a map and information about Garinish Island. Many visitors take a photo of the map on their phone to use while following the trail through the gardens.



There is a one way trail through the gardens and island.



Then we will walk through the beautiful gardens on the Island. These are some of the lovely things to see in the gardens.



We will follow the signs when we walk around the gardens. There are paths you follow around the gardens. There are some steps to climb. The best idea is to stay on the pathways as you explore.

We can go the Café and have something to eat or drink and sit at these tables.



When we want to leave the Island we queue to wait for the boat.



When the boat arrives a Guide will bring us to the slipway and we will get on the boat and go back to where our car is parked.