

Social Story Guide

A visit to Kilkenny Castle

This is a story about visiting Kilkenny Castle.



Kilkenny Castle is a big castle in the middle of Kilkenny City. The Castle has a park, with paths going through woodland areas, a pond with ducks, a Rosegarden and a playground. There is a market every Thursdays & Saturdays from 9.30am to 2.30pm just outside the Castle, it has some craft and food stalls and sometimes there are street performers & musicians. Kilkenny Castle is a very busy place with a lot of visitors.

The Castle has lots of different places to explore:

A park and woods



A pond with ducks



A rosegarden



A playground





I arrive:

I enter the Castle grounds through a big gate from the street.

I enter the Courtyard.



There are 2 queues in the Courtyard, one for people who have bought tickets already & one for people who want to buy tickets

Everyone has to queue outside before entering the Castle.

If waiting in line is too hard for me, the adult with me can show the Caste Staff my Autism I.D card and we can go inside without waiting.

I wait on the “Please Wait Here” mat until a Castle staff tells me it’s ok to enter.
I finish my food and drinks before I enter the Castle.



The Castle Staff will ask everyone to wear face mask before entering the Castle.

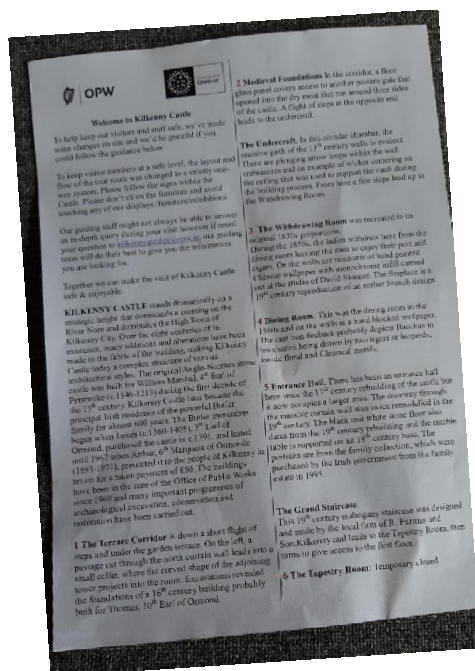
If wearing a face mask is uncomfortable for me, that is okay and I don't have to wear one, the adult with me can download a letter (<https://asiam.ie/wp-content/uploads/2020/07/Face-mask-letter.pdf>) and show it to the Castle staff. The letter explains that I can't wear a face mask and this is okay.



When I enter the Castle; I will have to sanitise my hands. I can use the hand sanitiser in the Castle or I can bring my own.

I will see the Ticket desk on the right – This is where we collect our tickets and information leaflet about the Castle





My leaflet has information on the rooms in the Castle. I follow the arrows and the numbers from 1 to 10 on the signs.

The numbers on the signs let me know which room is next to see. I will find the same numbers on my leaflet.

I will have to social distance and stay away from other people inside the Castle. If social distancing is difficult for me, the adult with me can download a letter (<https://asiam.ie/wp-content/uploads/2020/04/Letter-regarding-social-distancing.pdf>) and show it to the Castle staff. This letter explains that I find it difficult to social distance and that is okay.


SIGNS:

I see a lot of different signs in the Castle, I can ask the Castle Staff if I don't understand a sign.

This type of signs shows me where to go during my visit



These signs give me information on the Castle



These signs tell me not to go in



This sign tells me that the room has a burglar alarm



This sign tells me not to sit on the furniture



These types of signs tell me how many people or families are allowed in the room



This signs remind me what I can do to protect myself and everyone from COVID-19



These mats remind me to stay away from other people



These markings in the courtyards tell me where to wait in the queue



These mats tell me which way to go



Visiting Kilkenny Castle

When I visit Kilkenny Castle I will see rooms in the Castle the way they looked 200 years ago. The rooms have furniture and paintings. There are ropes and barriers in the rooms. These are there to protect the furniture. They are old and delicate, so no one is allowed to touch them. The Castle staff stay in the roped off areas and I stay on the other side. There are lots of sounds and noises that I might hear in the Castle. I can listen to some of the sounds before my visit on the Kilkenny Castle website



What I will See:

In the Basement



I go down a long corridor and up some steps. I am in a room with stone walls. I go up the stone steps to see more rooms.

On the Ground Floor



I go through the Withdrawing Room, the Dining Room & the Entrance Hall. I go up the staircase to see more rooms.

On the First Floor



I go through the Library and then the Drawing room. I go up the staircase to see more rooms.

On the Second Floor



I walk to the other end of the Blue Corridor and I see the Victorian Nursery and then the Private Sitting Room. A little further I see a Bedroom. All the rooms have a plastic screen in front of the door so I can see inside but I can't go in.

In the East Wing



I see the last room of my visit, the Picture Gallery. To see the room, I walk a loop and I go out the same door I came in.



My visit of the Castle is now finished.
I go downstairs and follow the exit signs.
At the bottom of the staircase, I go through the doorway and I am outside.
I can go to the Rosegarden if I follow the path on the left or
I can go to the courtyard if I follow the path on the right.



Staff

I will meet Castle Staff at the Ticket Desk and in the rooms.

The Castle Staff can answer questions I have about the Castle's history and they are here help me. If I am overwhelmed and need to go to the quiet space, I can ask one of the Castle Staff to bring me there.

The Castle staff wear face masks or face shields.

They don't have a uniform but wear dark colours, usually black & navy.

The Castle staff wear badges and lanyards around their neck.



GOING TO THE TEA ROOM



After my visit I can go to the Castle Tea room to drink and eat. The Tea Room is at the end of the Basement corridor.



I am in the Tea Room. I wait at the “Please Wait Here to be Seated” sign for a staff to tell me where to sit down.




I finish my food & drink in the Tea Room and I can leave to go home. I go through the door and I go up the stairs. I push the door and I am in the Courtyard.

Going to the Toilets



After my visit I can go to the toilets. I go at the end of the corridor and go up the stairs.



I walk on the left side of the Corridor. I stop at yellow counter and I wait. The Castle Staff there will tell me when it is ok to enter the toilets. When I leave the toilets I go down the stairs to the exit.